

Friday 15<sup>th</sup> January 2021

Dear Green Class,

How are you? I hope you are all well. It has been fantastic to see all of the work you have been sending in. To make it easier, and so it comes straight to me, please now send copies of your learning from home to [green@kingsway.herts.sch.uk](mailto:green@kingsway.herts.sch.uk). E-mail accounts are monitored and responded to between school hours only.

I know it is sometimes tricky to work at home, but I am really impressed with what you are doing. Later today, I will send another well done video and please look out for more exciting learning next week. I particularly can't wait to see your completed Shark books! I am learning as much as you are!

Next week, we have set up daily activities and there will be videos every day. We have also included extra ideas for early morning work, to keep you busy in-between lessons and special 'Project Work'. Each week, we will use BBC Bitesize to learn something new and we will produce five pieces of work on that project. You can always do more! Next week, our project work is on 'Famous Nurses'.

As well as sending our lessons out on Marvellous Me, we plan to put any resources that you need for the lessons on the school website, under home learning and Year 2. Look for this week's date and the work will be put under the relevant day. There may be worksheets to print out. If you do not have access to a printer, please let the office know and we can arrange for the work to be printed for you. Please call the office to arrange collection. I have also attached again a copy of our visual timetable which some guidance as to how long each session generally lasts. Your sessions may take more or less time.

Please send me your work (you could send me a photo of your work) via email to [green@kingsway.herts.sch.uk](mailto:green@kingsway.herts.sch.uk). If you or your grown up have any questions about your home learning, please email me. If possible, please send me one email with your work for that day. That way it is easier for me to keep track of your work and ensure I am responding to all of your work.

I was lucky enough to talk to some of you when I called your grown-ups this week, I will call you again next week to see how you are getting on. Meanwhile, take care, listen to your grown up and try your best with your learning. I'm looking forward to seeing your work and hope to see you all soon.

Love From,

Mrs Knights














*These are the home learning activities for the week commencing Monday 18<sup>th</sup> January*

| <b>DAILY ACTIVITIES</b>  |   |
|--|---|
| <b>Word of the Day</b>   | Look out for our word of the day, which we will send out on Marvellous Me!  |
| <b>Early Morning Work</b>  | On the website there is a piece of work, which we use when children come in to school. This can be used at any time during the day if you need a little something extra to do.  |
| <b>Phonics</b>   | We will send out a video with a new phonics lesson each day. You will need a pencil and paper.  |
| <b>Walk a Mile</b>   | Walk or jog a mile with your child or complete 20 minutes of active exercise. Recommended websites are:<br>Joe Wicks Body Coach: <a href="https://www.youtube.com/channel/UCAxW1XT0iEJo0TYlRfn6rYQ">https://www.youtube.com/channel/UCAxW1XT0iEJo0TYlRfn6rYQ</a><br>Go Noodle (guided dance activities) <a href="https://app.gonoodle.com/">https://app.gonoodle.com/</a>   |
| <b>Maths</b>   | For the next two weeks we will be learning to tell the time. We will film a lesson or give you a web link to a video and send out via Marvellous Me. Worksheets (if required) will be available on the website.   |
| <b>English</b>   | Sharks. We are continuing our non-fiction writing topic on sharks. We will film a lesson and send out via Marvellous Me. Support materials (if required) will be available on our website. We will send photographs of the pages of the book out via parentmail to ensure that you can see them clearly.  |
| <b>Reading</b>   | Listen to your child read every day and discuss what they have read. Use books that you have at home, alternatively you can sign up for Oxford Owl at <a href="https://home.oxfordowl.co.uk/">https://home.oxfordowl.co.uk/</a> . If you sign up as a user you can choose from a range of books from the level that your child is reading.  |
| <b>WEEKLY ACTIVITIES</b>   |   |
| <b>RE</b><br>Monday  | Mrs Walmsley has recorded a video for your RE lesson this week  |
| <b>Science</b><br>Tuesday  | Which materials do we use? Look out for the Marvellous Me message with more information.  |
| <b>Geography</b><br>Wednesday  | Oceans. We will be using a PowerPoint to learn about Oceans, then we will name oceans on a map and write about where we would like to go. Look out for more information on Marvellous Me and the website.   |
| <b>PE</b><br>Thursday  | For PE this week we would like you to design a five minute warm up for the class. Can you make a list of the activities and maybe video yourself showing us the warm up?  |
| <b>PSHE</b><br>Friday  | Continuing our work on Dreams and Goals. The resources are listed on the website under Early Morning Work.  |
| <b>Live at the Aquarium</b><br>Friday  | Every Friday, The National Maritime Aquarium are doing live sessions on Youtube. You can find out more here <a href="https://www.national-aquarium.co.uk/learning-at-the-aquarium/home-learning-sessions/">https://www.national-aquarium.co.uk/learning-at-the-aquarium/home-learning-sessions/</a>   |
| <b>Project Work:</b><br>Additional work if you need it. One activity each day. | Use the website to learn about Famous Nurses<br><a href="https://www.bbc.co.uk/bitesize/articles/zy9mwnb">https://www.bbc.co.uk/bitesize/articles/zy9mwnb</a> <ol style="list-style-type: none"> <li>1. Read the information on the link about Florence Nightingale and answer the quiz</li> <li>2. Write three facts you have learnt about Florence Nightingale</li> <li>3. Read the information on the link about Mary Seacole and answer the quiz</li> <li>4. Write three facts you have learnt about Mary Seacole</li> <li>5. Design a medal to be awarded to a nurse.</li> </ol> |

If the work is completed on Purple Mash, please remember to click on submit to teacher. Please send any additional work to your teacher via email at [green@kingsway.herts.sch.uk](mailto:green@kingsway.herts.sch.uk)

## Daily Home Learning Plan KS1

In a normal day, our class daily structure would look similar that listed below. We will give you guidance of what to do within each session but this may help give you some structure to your day. I have included a guide to how long the sessions would approximately last.

|   |   |  |
|---|---|--|
| <b>Welcome, discuss the day's activities and Word of the Day!</b> |    | We will let you know what our word of the day is. It will link to our learning and we encourage children to use the word throughout the day. |
| <b>Phonics activity</b><br>20 minutes                             |    | Look out for the daily phonics activity.   |
| <b>Walk a Mile</b><br>20 minutes                                  |    | Go for a quick paced walk for 20 minutes. It helps to pump blood to the brain!   |
| <b>Maths</b><br>30 – 40 minutes                                   |    | Look out for the daily maths activity.   |
| <b>Reading</b><br>15 minutes                                      |   | Listen to your child read. Can they answer questions about their book? Did they enjoy the book? Why/why not?                                 |
| Playtime and snack  |  |  |
| <b>English</b><br>30 – 40 minutes                                 |  | Look out for the daily English activity.   |
| Wake and Shake movement activity                                  |  | Put on some music and dance!   |
| Lunchtime and playtime  |  | Can you make lunch together?   |
| Relaxation session  |  | Listen to some calming music or focus on your breathing for 5 minutes. Check on your starfish.   |
| <b>Wider Curriculum activity</b><br>30 - 40 minutes               |  | Look out for the daily activity. It could be science, art, RE, geography, history, PE, PSHE, Music or Computing.                             |
| <b>Story Time</b><br>15 minutes                                   |  | Pick a story and read to your child.   |
| Assembly – Thank you  |  | Say Thank you for something that you have had today.   |

